

Chinmaya Mission RDU

**Feed the Needy
Seva Project**




Project Goal

Serve one meal for 75 needy kids and adults by
Bala vihar parents and children

How?


- BalaVihar kids voluntarily donate \$ as per their choice for supplies
- We assemble a sandwich bag 2 times a year
- 75 sandwich bags per session



What's in the Sandwich Bag

- Apple
- Fruit Juice
- Chips
- Napkin
- Peanut Butter – Jelly Sandwich (in a plastic Ziploc)

Where will this be given



The Salvation Army of Wake County
215 South Person Street,
Raleigh, North Carolina 27601

Funding

- This will be done 3 times a year
- Money collection will be voluntary and no tracking for specific weeks (3 weeks).
- This fund will go to CMRDU treasurer
- For every session, supplies will be reimbursed from this fund. If there is shortage of funds, sponsors will fill the gap. We need about \$300* for 3 sessions
- Net = No increase to existing budget

** \$300 for sandwiches to be donated, additional money if we need to also feed Balavihar kids*

Logistics

- This will be done 3 times a year @ school on Sundays
- Bala Vihar parent volunteers (need about 5) to make sandwiches when kids are in class
- Bagging will be done by kids after class
- Every session we will have an evite (sign-up) and the first 25 kids who sign up will pack the bags
- One parent volunteer for dropping bags to Salvation Army

Other centers doing this?

<http://www.cordusa.org/newsandevents.html>

April 20, 2011

Local Activity

"Love in Action" by Chinmaya Mission Virginia

WHAT: Sandwich drive (June 24th); Toiletries drive (July 8th); card drive for sick kids in Ronald McDonald House in Washington D.C (July 1st)

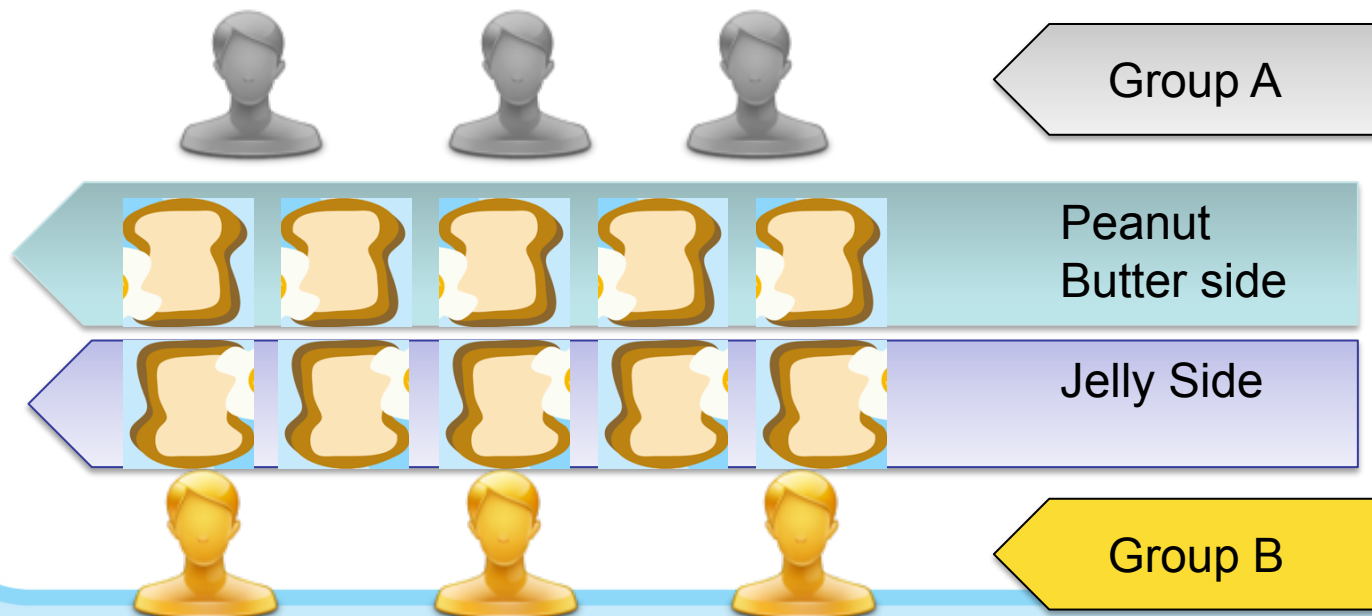
WHERE: Langston Hughes Middle School; 11401 Ridge Heights Road; Reston, VA 20191

CONTACT: **Meena Radhakrishnan**

Adult
Volunteers only

Sandwich Preparation Instructions

1. Place Plastic sheet on table to avoid any spill over
2. Wear gloves for food safety
3. Break the volunteers into 3 groups – A, B, C
4. Group A spreads peanut butter on bread
5. Group B spreads jelly on bread; placed exactly opposite.
6. Once a row is complete, Group C packs them into a ziploc bags



BV Kids
Volunteers

Sandwich Bagging Instructions

1. Take the sandwich bag
2. Place fruit first (bottom) of the bag
3. Next is juice
4. Next is chips
5. Next Sandwich
6. Next napkins

How can you get Involved?

- Contribute to the funds to buy supplies
- Volunteer to make sandwiches (adults)
- Volunteer to purchase supplies (adults)
- Volunteer to pack the brown bags
- Contact Rajesh Nadipalli for details
(nvvrajesh_y@yahoo.com)

Open Questions

- Should we go by class or just open ended?
- 3 times a year?
- Designated host, money collector, and drop off needed

Grade	Number of Students
Pre-K	14
K	13
1	20
2	14
3, 4	19
5	15
6, 7, 8	8
9 & up	11